

**STATEMENT OF COGNIZABLE CRIME (CASES) REPORTED
AND THEIR DISPOSAL BY POLICE AND COURT**

Name of State/UT/City/Office _____ Year _____

Sl. No.	Head of Crime	INVESTIGATION STAGE								
		Cases pending investigation from previous year (Col. 11)	Cases reported during the year	No. of cases withdrawn by the Govt. during investigation	Cases not investigated or in which investigation was refused	Cases declared false on account of mistake of fact or of law	Cases in which chargesheets were laid	Cases in which charge-sheets were not laid but final report submitted during the year	Total cases (column 8+9)	Cases pending investigation at the end of the year
(1)	(2)	(3)	(4)	(5)	(6)	(7)	(8)	(9)	(10)	(11)

TRIAL STATE									
Cases pending trial from the previous year (col.20)	Cases sent for trial during the year	No. of cases withdrawn by the Govt.	Total cases for trial during the year	Cases compounded or withdrawn	Cases in which trials were completed	Cases convicted	Cases acquitted or discharged	Cases pending trial at the end of the year	
(12)	(13)	(14)	(15)	(16)	(17)	(18)	(19)	(20)	

PART-1 (IPC CRIMES):

1. Murder (Section 302 and 303 IPC)
2. Attempt to commit Murder (Section 307 IPC)
3. Culpable Homicide not amounting to Murder (Section 304 and 308 IPC)
4. Rape (Section 376 IPC)
 - 4.1 i) Custodial Rape*
 - 4.2 ii) Other Rape
5. Kidnapping & Abduction (Section 363 to 369, 371 to 373 IPC)
 - 5.1 (i) Of women & girls
 - 5.2 (ii) Of others
6. Dacoity (Section 395 to 398 IPC)
7. Preparation and Assembly for Dacoity (Section 399 to 402 IPC)
8. Robbery (Section 392 to 394, 397 and 398 IPC)
9. Burglary (Section 449 to 452, 454, 455, 457 to 460 IPC)
10. Theft (Section 379 to 382 IPC)
 - 10.1 (i) Auto Theft
 - 10.2 (ii) Other Thefts
11. Riots (Section 143, 144, 145, 147, 148, 149, 150, 151, 153, 153-A, 153-B, 157, 158 & 160 IPC)
12. Criminal Breach of Trust (Section 406 to 409 IPC)
13. Cheating (Section 419 to 420 IPC)
14. Counterfeiting (Section 231 - 254 and 489-A to 489-D IPC)
15. Arson (Section 435, 436, 438 IPC)
16. Hurt (Section 323, 324 to 333, 335 to 338 IPC)
17. Dowry Deaths (Section 304-B IPC)
18. Molestation (Section 354 IPC)
19. Sexual harassment (Eve-teasing) (Section 509 IPC)
20. Cruelty by Husband and Relatives (Section 498-A IPC)
21. Importation of Girls (Section 366-B IPC)
22. Causing Death by Negligence (Section 304-A IPC)
23. Other IPC crimes
24. Total cognizable IPC crimes

* (Under Police Custody only)

New Addition

Revision

Part-II (SLL CRIMES)

1. Arms Act, 1959
2. Narcotic Drugs & Psychotropic Substances Act, 1985
3. Gambling Act
4. Excise Act
5. Prohibition Act
6. Explosives & Explosive Substances Act, 1884 & 1908
7. Immoral Traffic (Prevention) Act, 1956
8. Indian Railways Act, 1989
9. Registration of Foreigners Act, 1930
10. Protection of Civil Rights Act, 1955
- 10.1 (i) For crimes committed against SCs
- 10.2 (ii) For crimes committed against STs
11. Passport Act, 1967
12. Essential Commodities Act, 1955
13. Terrorist & Disruptive Activities Act, 1987
14. Antiquity & Art Treasure act, 1972
15. Dowry Prohibition Act, 1961
16. Child Marriage Restraint Act, 1929
17. Indecent Representation of Women (Prohibition) Act, 1986
18. Copyright Act, 1957
19. Sati Prevention Act 1987
20. SC/ST (Prevention of Atrocities Act, 1989
- 20.1 (i) For crimes committed against SCs
- 20.2 (ii) For crimes committed against STs
21. Forest Act, 1927
22. Other SLL crimes
23. Total Cognizable SLL crimes

NOTE:

1. Col. 10 = Cols. 8 + 9
2. Cols. 3 + 4 - 5 = Cols. 6 + 7 + 10 + 11
3. Col. 8 = Col. 13
4. Col. 12 + 13 - 14 = Col. 15
5. Col. 17 = Col. 18 + 19
6. Col. 15 = Col. 16 + 17 + 20
7. Figures in Col. 3 should be same as col.11 of the previous year
8. Figure in Col. 12 should be same as col.20 of the previous year.
9. Sum of Item 4.1 + 4.2 of part-I for all Cols. should be equal to the respective Cols. of Item 4.
10. Sum of Item 5.1 + 5.2 of part-I for all Cols. should be equal to the respective Cols. of Item 5.
11. Sum of Item 10.1 + 10.2 of part-I for all Cols. Should be equal to the respective Cols. of Item 10
12. Sum of Item 10.1 + 10.2 of part-II for all Cols. should be equal to the respective Cols. of Item 10.
13. Sum of Item 20.1 + 20.2 of part-II for all Cols. should be equal to the respective Cols. of Item 20.
14. Against TADA no case should be shown registered under col. 4 as it has been repealed in 1995. Other Cols. may have entries.
15. Steep percentage variation in cases registered (col.4) during the year over previous year should be clarified.



Revision

**STATEMENT OF COGNIZABLE CRIME (CASES) REPORTED
AND THEIR DISPOSAL BY POLICE AND COURT
(SPECIFICALLY CRIMES COMMITTED AGAINST SCs/STs BY NON SCs/STs AND CRIMES COMMITTED
AGAINST CHILDREN)**

Name of State/UT/City/Office _____ Year _____

Sl. No.	Head of Crime	INVESTIGATION STAGE								
		Cases pending investigation from previous year (Col. 11)	Cases reported during the year	No. of cases withdrawn by the Govt. during investigation	Cases not investigated or in which investigation was refused	Cases declared false on account of mistake of fact or of law	Cases in which charge-sheets were laid	Cases in which charge-sheets were not laid but final report submitted during the year	Total cases (column 8+9)	Cases pending investigation at the end of the year
(1)	(2)	(3)	(4)	(5)	(6)	(7)	(8)	(9)	(10)	(11)

TRIAL STATE								
Cases pending trial from the previous year (col.20)	Cases sent for trial during the year	No. of cases withdrawn by the Govt.	Total cases for trial during the year	Cases compounded or withdrawn	Cases in which trials were completed	Cases convicted	Cases acquitted or discharged	Cases pending trial at the end of the year
(12)	(13)	(14)	(15)	(16)	(17)	(18)	(19)	(20)

CRIMES COMMITTED AGAINST SCs/STs:

1. Murder (Section 302 and 303 IPC)
 - 1.1 of SCs by non SCs
 - 1.2 of STs by non STs
2. Rape (Section 376 IPC)
 - 2.1 of SCs by non SCs
 - 2.2 of STs by non STs
3. Kidnapping & Abduction (Section 363 to 369, 371 to 373 IPC)
 - 3.1 of SCs by non SCs
 - 3.2 of STs by non-STs
4. Dacoity (Section 395 to 398 IPC)
 - 4.1 of SCs
 - 4.2 of STs
5. Robbery (Section 392 to 394, 397 & 398 IPC)
 - 5.1 of SCs
 - 5.2 of STs
6. Arson (Section 435, 436, 438 IPC)
 - 6.1 of SCs by non-SCs
 - 6.2 of STs by non-STs
7. Hurt (Section 323, 324 to 333, 335 to 338 IPC)
 - 7.1 of SCs by non-SCs
 - 7.2 of STs by non-STs
8. Other Crimes committed against SCs by non SCs (excluding PCR Act and SC/ST (P) of Atrocities Act)
9. Other Crimes committed against STs by non STs (excluding PCR Act and SC/ST (P) of Atrocities Act)

CRIMES COMMITTED AGAINST CHILDREN

1. Murder
- 1.1 Infanticide (Section 315 IPC)
- 1.2 Other murder of children (Section 302, 303)
2. Rape (Section 376 IPC)
3. Kidnapping & Abduction (Section 360,361,363,363-A, 363 read with Section 384, 366, 367 & 369)
4. Foeticide (Section 315 and 316 IPC)
5. Abetment of suicide (Section 305)
6. Exposure and Abandonment (Section 317)
7. Procurement of minor girls (Section 366-A)
8. Buying of girls for prostitution (Section 373)
9. Selling of girls for prostitution (Section 372)
10. Other crimes committed against children (excluding Child Marriage Restraint Act, 1929)

NOTE:

- 1.Item 1 < Item 1 of proforma-I (part-I)
2. Sum of item 1.1 and 1.2 = item 1
- 3.Item 2 < Item 4 of proforma-I (part-I)
4. Sum of item 2.1 and 2.2 = item 2
- 5.Item 3 < Item 5 of proforma-I (part-I)
6. Sum of item 3.1 and 3.2 = item 3
- 7.Item 4 < Item 6 of proforma-I (part-I)
8. Sum of item 4.1 and 4.2 = item 4
- 9.Item 5 < Item 8 of proforma-I (part-I)
10. Sum of item 5.1 and 5.2 = item 5
- 11.Item 6 < Item 15 of proforma-I (part-I)
12. Sum of item 6.1 and 6.2 = item 6
- 13.Item 7 < Item 16 of proforma-I (part-I)
14. Sum of item 7.1 and 7.2 = item 7
15. Item 1 (Proforma- IB) = sum of item 1.1 + 1.2
16. Item 1 (Proforma-IB) < item 1 of proforma-I (Part-I)
17. Item 2 (Proforma- IB) < item 4 of proforma-I (Part-I)
18. Item 3 (Proforma- IB) < item 5 of proforma-I (Part-I)

**STATEMENT OF PERSONS ARRESTED IN COGNIZABLE CRIMES
AND THEIR DISPOSAL BY POLICE AND COURT**

Name of State/UT/City/Office _____ Year _____

Sl. No.	Head of Crime	Persons in custody or on bail during the stage of investigation at the beginning of the year	Persons arrested during the year	Persons released or freed by Police or Magistrate before trial for want of evidence or any other reason	Persons in custody or on bail during the stage of investigation at the end of the year	Persons in whose cases charge sheets were laid during the year	Persons under trial at the beginning of the year
(1)	(2)	(3)	(4)	(5)	(6)	(7)	(8)

Total number of persons under trial during the year	Persons against whom cases were compounded or withdrawn	Persons in custody or on bail during the stage of trial at the end of the year	Persons in whose cases trials were completed during the year	Persons convicted	Persons acquitted
(9)	(10)	(11)	(12)	(13)	(14)

NOTE: Crime heads as in Proforma I Part I and Part II

Note:

1. Figures in Col. 3 should be same as Col.6 of previous year.
2. Figures in Col. 8 should be same as col.11 of previous year.
3. Col. 3 + 4 = Col. 5 + 6 + 7
4. Col. 7 + 8 = Col. 9
5. Col. 9 = Col. 10 + 11 + 12
6. Col. 12 = Col. 13 + 14
7. All columns of item 4 = 4.1 + 4.2
8. All columns of item 5 = 5.2 + 5.2
9. All columns of item 10 = 10.1+10.2
10. Sum of Item 10.1 + 10.2 of part-II for all Cols. should be equal to the respective Cols. of Item 10.
11. Sum of Item 20.1 + 20.2 of part-II for all Cols. should be equal to the respective Cols. of Item 20.
12. Against nil (0) case registered (col.4) of any crime head, the number of persons shown arrested should be clarified.
13. Against TADA, persons arrested shown under col. 4 should be clarified if their arrest has been made against previous case.
14. Steep percentage variation in persons arrested during the year over previous year should be clarified.

**STATEMENT OF PERSONS ARRESTED IN COGNIZABLE CRIMES
AND THEIR DISPOSAL BY POLICE AND COURT**
**(SPECIFICALLY CRIME COMMITTED AGAINST SCs/STs BY NON SCs/STs AND CRIMES COMMITTED AGAINST
CHILDREN)**

Name of State/UT/City/Office _____ Year _____

Sl. No.	Head of Crime	Persons in custody or on bail during the stage of investigation at the beginning of the year	Persons arrested during the year	Persons released or freed by Police or Magistrate before trial for want of evidence or any other reason	Persons in custody or on bail during the stage of investigation at the end of the year	Persons in whose cases charge sheets were laid during the year	Persons under trial at the beginning of the year
(1)	(2)	(3)	(4)	(5)	(6)	(7)	(8)

Total number of persons under trial during the year	Persons against whom cases were compounded or withdrawn	Persons in custody or on bail during the stage of trial at the end of the year	Persons in whose cases trials were completed during the year	Persons convicted	Persons acquitted
(9)	(10)	(11)	(12)	(13)	(14)

CRIMES COMMITTED AGAINST SCs/STs:

1. Murder (Section 302 and 303 IPC)
 - 1.3 of SCs by non SCs
 - 1.4 of STs by non STs
2. Rape (Section 376 IPC)
 - 2.1 of SCs by non SCs
 - 2.2 of STs by non STs
3. Kidnapping & Abduction (Section 363 to 369, 371 to 373 IPC)
 - 3.1 of SCs by non SCs
 - 3.2 of STs by non-STs
4. Dacoity (Section 395 to 398 IPC)
 - 4.1 of SCs
 - 4.2 of STs
5. Robbery (Section 392 to 394, 397 & 398 IPC)
 - 5.1 of SCs
 - 5.2 of STs
6. Arson (Section 435, 436, 438 IPC)
 - 6.1 of SCs by non-SCs
 - 6.2 of STs by non-STs
7. Hurt (Section 323, 324 to 333, 335 to 338 IPC)
 - 7.1 of SCs by non-SCs
 - 7.2 of STs by non-STs
8. Other Crimes committed against SCs by non SCs (excluding PCR Act and SC/ST (P) of Atrocities Act)
9. Other Crimes committed against STs by non STs (excluding PCR Act and SC/ST (P) of Atrocities Act)

CRIMES COMMITTED AGAINST CHILDREN

1. Murder
- 1.1 Infanticide (Section 315 IPC)
- 1.2 Other murder of children (Section 302, 303)
2. Rape (Section 376 IPC)
3. Kidnapping & Abduction (Section 360,361,363,363-A, 363 read with Section 384, 366, 367 & 369)
4. Foeticide (Section 315 and 316 IPC)
5. Abetment of suicide (Section 305)
6. Exposure and Abandonment (Section 317)
7. Procurement of minor girls (Section 366-A)
8. Buying of girls for prostitution (Section 373)
9. Selling of girls for prostitution (Section 372)
10. Other crimes committed against children (excluding Child Marriage Restraint Act, 1929)

NOTE:

1. Item 1 < Item 1 of proforma-II (part-I)
2. Sum of item 1.1 and 1.2 = item 1
3. Item 2 < Item 4 of proforma-II (part-I)
4. Sum of item 2.1 and 2.2 = item 2
5. Item 3 < Item 5 of proforma-II (part-I)
6. Sum of item 3.1 and 3.2 = item 3
7. Item 4 < Item 6 of proforma-II (part-I)
8. Sum of item 4.1 and 4.2 = item 4
9. Item 5 < Item 8 of proforma-II (part-I)
10. Sum of item 5.1 and 5.2 = item 5
11. Item 6 < Item 15 of proforma-II (part-I)
12. Sum of item 6.1 and 6.2 = item 6
13. Item 7 < Item 16 of proforma-II (part-I)
14. Sum of item 7.1 and 7.2 = item 7
15. Item 1 (Proforma-II B) = sum of item 1.1 + 1.2
16. Item 1 (Proforma-II B) < item 1 of proforma-II (Part-I)
17. Item 2 (Proforma-II B) < item 4 of proforma-II (Part-I)
18. Item 3 (Proforma-II B) < item 5 of proforma-II (Part-I)

PROFORMA-III

DISTRICT AND CITY-WISE STATEMENT OF INCIDENCE OF COGNIZABLE CRIME

Name of State/UT/City/Office _____ Year _____

Sl. No.	Name of District/ City	Number of cases reported during the year									
		Murder	Attempt to Commit Murder	Culpable Homicide not amounting to Murder	Rape (Total)	Cus-todial Rape	Other Rape	Kidnapping & Abduction	Of Women & girls	Of Others	Dacoity
(1)	(2)	(3)	(4)	(5)	(6)	(7)	(8)	(9)	(10)	(11)	(12)

Number of cases reported (Continued)										
Preparation & Assembly for Dacoity	Robbery	Burglary	Theft	Auto Theft	Other Theft	Riots	Criminal Breach of Trust	Cheating	Counterfeiting	
(13)	(14)	(15)	(16)	(17)	(18)	(19)	(20)	(21)	(22)	

Number of cases reported during the year (Continued)										
Arson	Hurt	Dowry Deaths	Molestation	Sexual Harassment (Eve-Teasing)	Cruelty by Husband or Relatives	Importation of Girls	Causing death by negligence	Other IPC Crimes	Total Cog. Crimes (IPC)	
(23)	(24)	(25)	(26)	(27)	(28)	(29)	(30)	(31)	(32)	

Name of District

- 1.
 - 2.
 - 3.
- and so on

Total of (All Districts)

PROFORMA-III(A)

Name of City (Only those cities which are having population of 5 lakh and above)

- 1.
 - 2.
 - 3.
- and so on

- NOTE:**
1. Figures shown against total of all districts should agree with figures shown under respective head under col.4 of Proforma-I (Part-I).
 2. Col. 6 = Col. 7 + 8
 3. Col. 9 = Col. 10 + 11
 4. Col. 16 = Col. 17 + 18
 5. Col. 32 = Sum of Cols. (3 to 31) except Col. 7, 8,10,11, 17 and 18.
 6. No vertical total is required under Part -II

Addition

Revision

DISTRICT WISE CRIMES COMMITTED AGAINST SCs/STs

S.No.	Name of District	Murder		Rape		Kidnapping & Abduction
		STs	SCs	STs	SCs	STs
(1)	(2)	(3)	(4)	(5)	(6)	(7)

Dacoity		Robbery		Arson	
SCs	STs	SCs	STs	SCs	STs
(8)	(9)	(10)	(11)	(12)	(13)

Hurt		Protection of Civil Rights Act	
SCs	STs	SCs	STs
(14)	(15)	(16)	(17)

SC/ST (Prevention of Atrocities) Act		Other Crime committed against SCs	Other Crime committed against STs
SCs	STs		
(18)	(19)	(20)	(21)

Name of District

Part-I

- 1.
 - 2.
 - 3.
- and so on

Total of (All Districts)

- Note : (i) Except column 15 and 17 district wise vertical totals of all other Crime heads related to SCs should tally with respective crime heads of SCs mentioned under Column 4 of Proforma-IA.
- (ii) Except column 16 and 18 district wise vertical totals of all other Crime heads related to STs should tally with respective crime heads of STs mentioned under Column 4 of Proforma-IA.
- (iii) Figures under Column 15 should tally with Item 10.1 under column 4 of Proforma I (Part II).
- (iv) Figures under Column 16 should tally with Item 10.2 under column 4 of Proforma I (Part II).
- (v) Figures under Column 17 should tally with Item 20.1 under column 4 of Proforma I (Part II).
- (vi) Figures under Column 18 should tally with Item 20.2 under column 4 of Proforma I (Part II).

District wise incidence of Crimes committed against Children

S.No.	Name of District	Murder	Infanticide	Other murder of children	Rape	Kidnapping & Abduction	Foeticide
(1)	(2)	(3)	(4)	(5)	(6)	(7)	(8)

Abetment of suicide	Exposure and Abandonment	Procuration of minor girls	Buying of girls for prostitution	Selling of girls for prostitution	Child marriage restraint Act	Other crimes committed against children
(9)	(10)	(11)	(12)	(13)	(14)	(15)

Name of District

Part-I

- 1.
 - 2.
 - 3.
- and so on

Total of (All Districts)

Note : (i) Except column 12 district wise vertical totals of all other Crime heads should tally with respective crime heads mentioned under Column 4 of Proforma-IB.

(ii) Figures under Column 12 should tally with Item 16 under column 4 of Proforma I (Part II).

STATEMENT OF PERSONS ARRESTED BY SEX AND AGE GROUP

Name of State/UT/City/Office _____ Year _____

Sl. No.	Crime Head	Below 18 years		Between 18 & below 30 years		Between 30 years & below 45 years		Between 45 years and 60 years		60 years and above		Total of overall age-group		Grand total of all persons (Cols 13 + 14)
		Male	Female	Male	Female	Male	Female	Male	Female	Male	Female	Male (Cols 3+5+7+9+11)	Female (Cols 4+6+8+10+12)	
(1)	(2)	(3)	(4)	(5)	(6)	(7)	(8)	(9)	(10)	(11)	(12)	(13)	(14)	(15)

NOTE: Crime heads as in Proforma Part I and Part – II of proforma-I

- Note: i) Figures shown under column 15 in Part-I and Part-II should agree with respective crime head figures shown under col. 4 of Proforma-II (Part-I) and (Part-II) respectively.
 ii) Item 4 Part I for all columns = sum of respective columns of item 4(i) and 4(ii).
 iii) Item 5 Part I for all columns = sum of respective columns of item 5(i) and 5(ii).
 iv) Item 10 Part I for all columns = sum of respective columns of item 10(i) and 10(ii).
 v) Item 10 of Part II for all column = sum of respective columns of Item 10 (i) and 10(ii)
 vi) Item 20 of Part II for all columns = sum of respective columns of Item 20(i) and 20(ii)

STATEMENT OF JUVENILES APPREHENDED

Name of State/UT/City/Office _____ Year _____

Sl. No.	Crime Heads	Total No. of cases reported against Juveniles	Juveniles in the age group of								Grand Total (Col 10+11)
			7 to 12 years		Above 12 & below 16 years		16 –18 years		Overall age group		
			Boys	Girls	Boys	Girls	Boys	Girls	Boys (Col.4+6+8)	Girls (Col. 5+7+9)	
(1)	(2)	(3)	(4)	(5)	(6)	(7)	(8)	(9)	(10)	(11)	(12)

Note : Crime heads as in Part I and Part II of Proforma-I

- i) Item 4 for all columns = sum of respective columns of item 4(i) and 4(ii).
 ii) Item 5 for all columns = sum of respective columns of item 5(i) and 5(ii).
 iii) Item 10 for all columns = sum of respective columns of item 10(i) and 10(ii).
 iv) Item 10 of Part II for all column = sum of respective columns of Item 10 (i) and 10(ii)
 v) Item 20 of Part II for all columns = sum of respective columns of Item 20(i) and 20(ii)
 vi) Col.3 of prof. IV(Part-I & II) = Col.10 of Proforma V (Part-I & II) for each head
 vii) Col.4 of prof. IV(Part-I & II) = Col. 11 of Proforma V (Part-I & II) for each head
 viii) If Col.4 to 12 are not = 0 against any crimehead, cases against Juvenile must be shown must be shown under col.3

Revision

Addition

STATEMENT OF JUVENILES ARRESTED AND THEIR DISPOSAL

Name of State/U.T./City/Office _____

Total number of Juveniles arrested	Number of Juveniles sent home after advice or admonition	Number of Juveniles released on probation, on good conduct and placed under the care of Parent/ Guardian	Number of Juveniles released on probation on good conduct and placed under the care of fit institutions	Number of Juveniles sent to special home	Number of Juveniles dealt with fine	Number of Juveniles acquitted or otherwise disposed of	Number of Juveniles whose cases pending disposal
(1)	(2)	(3)	(4)	(5)	(6)	(7)	(8)

- (i) Col.1 = Sum of Total juveniles apprehended under IPC and SLL (Proforma V Part-I and Part-II)
- (ii) Col.1 = Col. 2+3+4+5+6+7+8

**STATEMENT OF PROPERTY STOLEN & RECOVERED (VALUE)
UNDER I.P.C. OFFENCES**

Name of State/U.T./City/Office _____

Year _____

Sl. No.	Offences (cognizable)	Number of cases in which property was stolen	Number of cases in which property was recovered	Value of property stolen	Value of property recovered
(1)	(2)	(3)	(4)	(5)	(6)

1. Dacoity
2. Robbery
3. Burglary
4. Theft
5. Criminal Breach of Trust
6. Other kinds of property offences not included above
7. Total (item 1 to 6)

Note :

- i) Col.3 should be \leq Col.4 Prof. I (Part-I) (for respective crime heads sl.no. 1 to 5)
- ii) Col.4 \leq Col.3 for each head.
- iii) Col.6 \leq Col.5 for each crime head.
- iv) If any item of col.3 = 0 then col.5 = 0
- v) If any item of col.4 = 0 then col.6 = 0

**STATEMENT OF PROPERTY STOLEN AND RECOVERED
(VALUE AND NATURE)**

Name of State/U.T./City/Office _____

Year _____

Sl. No.	Nature of Property stolen	Number of cases in which property was stolen	Number of cases in which property was recovered	Value of property stolen	Value of property recovered	Percentage of property recovered to value of property stolen
(1)	(2)	(3)	(4)	(5)	(6)	(7)

1. Communication and Electricity wire
2. Cattle
3. Cycle
4. Motor Vehicles
 - (i) Motor cycles/scooters
 - (ii) Motor car/Taxi/Jeep
 - (iii) Other motor vehicles
5. Fire arms
6. Explosives/Explosive Substances
7. Electronic components
8. Cultural property including antiques
9. Other Kinds of property stolen
10. Total (1+2+3+4+5+6+7+8+9)

NOTE:

- i) Figures shown as `Total in Cols. 3, 4, 5 and 6 in this proforma should tally with figures shown as `Total' in Columns 3, 4, 5 and 6 of Proforma-VII.
- ii) Col.4 <= Col.3 for each head.
- iii) Col.6 <= Col.5 for each crime head.
- iv) If any item of col.3 = 0 then col.5 = 0
- v) If any item of col.4 = 0 then col.6 = 0

Revision

**STATEMENT OF RANKWISE ACTUAL AND SANCTIONED STRENGTH
OF POLICE, DETAILS OF POLICE STATIONS AND ANNUAL EXPENDITURE OF POLICE
FORCE AS ON 31ST DECEMBER**

Name of State/U.T./City/Office _____

Sl. No.	Item	D.G./Addl. DG	I.G./Spl. I.G.	D.I.G.	S.S.P./S.P/ Addl. SP/ Commandant	A.S.P./ Dy.SP/ Asstt. Commandant	Inspectors & equivalent rank
(1)	(2)	(3)	(4)	(5)	(6)	(7)	(8)

Sl. No.	Item	S.I. & equivalent ranks	A.S.I. & equivalent	Head Constables	Below HC above Constables	Constables	Total of all rank
(1)	(2)	(9)	(10)	(11)	(12)	(13)	(14)

- A. Actual Police Strength(including Women police)
1. Civil Police (Including District Armed Police)
2. Armed Police
3. Total (item 1 + 2 above)
- B. Separate Actual Women Police Strength
4. Civil Police (including District Armed Police)
5. Armed Police
6. Total (item 4 + 5 above)
- C. Sanctioned Police Strength (including women Police)
7. Civil Police (including District Armed Police)
8. Armed Police
9. Total (item 7 + 8 above)
- D. Separate Sanctioned Women Police Strength
10. Civil Police (including District Armed Police)
11. Armed Police
12. Total (item 10 + 11 above)

Note:

- i) Rankcode A1, A2 & B4, B5 for all columns < = RankcodesC7,C8, D10, D11 for all columns
ii) Rankcode c7, c8 & D10, D11 for all columns current year > = RankcodesC7,C8, D10, D11 for all columns of previous year.
iii) In case of variation in strength over previous year, justification is to be given.

1. STATEMENT OF POLICE PERSONNEL KILLED OR INJURED ON DUTY

Name of State/U.T./City/Office _____

Sl No	Rank	Killed						Total Cols. 3+4+5+6+7+8 = Col. 9
		In Terrorist/ Extremists Operations	In dacoity Operations/ other raids	By riotous mobs	By other criminals	On border duties	In accidents	
(1)	(2)	(3)	(4)	(5)	(6)	(7)	(8)	(9)

Sl No	Rank	Injured						Total Cols. 10+11+12+ 13+14+15= Col. 16
		In Terrorist/ Extremists Operations	In dacoity operations/ other raids	By Riotous mobs	By other criminals	On border duties	In accidents	
(1)	(2)	(10)	(11)	(12)	(13)	(14)	(15)	(16)

- 1. Police Personnel killed & injured on duty
- 1.1 Constables
- 1.2 Head Constables
- 1.3 Assistant Sub-Inspectors
- 1.4 Sub-Inspectors
- 1.5 Inspectors
- 1.6 Other Gazetted Officers

1.7 Total *

--

* Note : Sum of item 1.1 to 1.6 for all Cols.

2. AGE-WISE PROFILE OF POLICE PERSONNEL KILLED ON DUTY

Total No. of Personnel	Age-wise Profile of Personnel				
	18-25 years	25-35 YEARS	35-45 YEARS	45-55 YEARS	ABOVE 55 YEARS
(1)	(2)	(3)	(4)	(5)	(6)

Total under Col. 1 = total under Item 1.7 Col. 9 of Proforma – 10.1

Sum of col.2 to 6 = col.1

3. NATURAL DEATHS AND SUICIDES OF POLICE PERSONNEL

Sl.No.		Age Profile of Personnel					Total
		18-25 years	25-35 years	35-45 years	45-55 years	Above 55 years	
(1)	(2)	(3)	(4)	(5)	(6)	(7)	(8)
3.1	No. of Police Personnel died (due to natural Death) while in Service						
3.2	No. of Police Personnel committed suicide						

Sum of col. 3 to 7 = col.8 for each item.

--

Revision

STATEMENT OF CASUALTIES UNDER POLICE FIRING AND LATHI CHARGE

Name of State/U.T./City/Office _____

Year _____

Sl. No.	Type of event	Number of occasions firing was resorted to by the Police	Civilians		Policemen	
			Killed	Injured	Killed	Injured
(1)	(2)	(3)	(4)	(5)	(6)	(7)

1. Riot Control
2. Anti Dacoity Operations
3. Against Extremists & Terrorists
4. Against others

5. Total

- i) If col. 3 of any event is nil (o) then all other columns should also be nil.
- ii) Item 5 = Sum of item 1 to 4 for all Cols. (3 to 7)

STATEMENT OF CASES REPORTED AND VALUE OF PROPERTY TAKEN AWAY/STOLEN UNDER DACOITY, ROBBERY, BURGLARY AND THEFT BY PLACE OF OCCURRENCE

Name of State/U.T./City/Office _____

Year _____

Sl. No.	Place of Occurrence	Dacoity		Robbery		Burglary		Theft	
		No. of cases reported	Value of property stolen	No. of cases reported	Value of property stolen	No. of cases reported	Value of property stolen	No. of cases reported	Value of property stolen
(1)	(2)	(3)	(4)	(5)	(6)	(7)	(8)	(9)	(10)

1. Residential Premises
2. High-ways
3. River and Sea
4. Railways
 - (i) Running Trains
 - (ii) Others
5. Banks
6. Commercial Establishments (shops etc.)
7. Other Places

8. Total (items 1 to 7 above)

- NOTE:**
1. Figures shown against total under columns 3, 5, 7 and 9 should tally with the figures shown under column 4 of Proforma-I (Part-I)
 2. Figures shown against total under columns 4, 6, 8 and 10 should tally with figures shown against items 1,2,3 and 4 under column 5 of proforma-VII.
 3. Vertical totals of col. 3 to 10 for sl.no.1 to 7 = item 8 (total)
 4. If case reported & value shown is NIL, the same needs to be clarified.

Revision

STATEMENT OF PARTICULARS OF JUVENILES ARRESTED

Name of State/U.T./City/Office _____

Year _____

Number of Juveniles Arrested

(a) By Education

1. Illiterate
2. Upto primary
3. Above Primary but below
Matric/Higher Secondary
4. Matric/Higher Secondary
& above

Total

(b) By family back ground

1. Living with parents
2. Living with guardian
3. Homeless

Total

(c) Economic Set-up

1. Annual Income (upto Rs. 25,000)
2. Annual Income (25,0001 to 50,000)
3. Middle income (from 50,001 to 1,00,000)
4. Middle income (from 1,00,001 to 2,00,000)
5. Upper middle income (from 2,00,001 to 3,00,000)
6. Upper income (above Rs. 3,00,000)

Total

(d) Recidivism

1. New Delinquent
2. Old Delinquent

Total

NOTE: The total shown against each item (a) to (d) = figures shown in column 11 of Proforma-V (Part-I) against item 23 (Total of cognizable crimes under IPC) + figures shown in Column 11 of Proforma-V (Part-II) against item 23 (Total of all cognizable crime under Local and Special Laws) i.e. total of the juveniles apprehended under IPC offences and Local and Special Laws.

**STATEMENT INDICATING MOTIVE/CAUSE OF MURDER AND
CULPABLE HOMICIDE NOT AMOUNTING TO MURDER**

Name of State/U.T./City/Office _____

Year _____

Sl. NO.	Motive/Cause	Number of cases reported under	
		Murder	Culpable Homicide not amounting to Murder
(1)	(2)	(3)	(4)

1. Gain
2. Property dispute
3. Personal vendetta or enmity
4. Love affairs/sexual relations
5. Dowry
6. Lunacy
7. Witchcraft
8. Communalism
9. Casteism
10. Class conflict
11. For Political reason
12. By terrorist/Extremist
13. Other causes or motive
14. Total

Note: I) Total under Col.3 = Total Murder cases (Sl.No.1)shown under Proforma-I (Part-I)

II) Total under Col. 4 = Total C.H. not amounting to Murder cases shown under Sl.No. 3 of Proforma-I (Part-I)

III) Item 14 = Sum of Items 1 to 13 for Murder and C.H. not amounting to Murder.

STATEMENT OF RAPE CASES AND AGE GROUP OF VICTIMS OF RAPE

State/U.T./City/Office _____

Year _____

1. Incest, other Rape victims

Type of Rape cases	Number of Cases reported	Number of Victims						Total victims
		Upto 10 Years	10-14 years	14-18 years	18-30 years	30-50 years	Above 50 years	
(1)	(2)	(3)	(4)	(5)	(6)	(7)	(8)	(9)

1.1.1 Incest (Rape by blood relation) cases

1.2.1 Other rape cases

1.2.3 Total

NOTE: i) Total number of Rape cases should be same as in Proforma-I (Part-I) Col. 4

ii) Item 1.2.3 = sum of item 1.1.1 and 1.2.1 for all columns


2. Offenders relation, nearness to rape victims

No. of cases in which offenders were known to the Victims	No. of cases in which Offenders were			
	Parents/close family members	Relatives	Neighbours	Other Known persons
(1)	(2)	(3)	(4)	(5)

Note: i) Total No. of cases in Col. 1 \leq Total No. of Rape cases under Col. 4 Proforma-I (Part-I)

ii) No. of cases in which offenders were Parents/close family members (col.2) should be equal to column 2 of INCEST RAPE (ITEM 1.1.1.) i.e. rape by blood relatives.

(iii) Col.1 = Sum of crime (2) to (5).



Revision

STATEMENT OF PERSONS ARRESTED UNDER IPC AND CASES OF RECIDIVISM

Name of State/U.T./City/Office _____

Year _____

Total number of persons arrested under IPC	Number of offenders arrested for the first time	Number of offenders who have been convicted in the past		
		Once	Twice	Three times or more
(1)	(2)	(3)	(4)	(5)

- NOTE:** (1) Figure under Column 1 should be equal to the figures under Column 4 of Proforma-2 (Part-I) for IPC (Total cognizable crime under IPC)
(2) Column 1 = Columns 2 + 3 + 4 + 5

STATEMENT OF COMPLAINTS/CASES REGISTERED AGAINST POLICE PERSONNEL

A. STATEMENT OF COMPLAINTS RECEIVED/CASES REGISTERED

Number of Complaints received/alleged during the year	Number of Inquiry Instituted			Complaints/cases declared false/unsubstantiated	Number of cases registered during the year	Number of cases	
	Departmental	Magisterial	Judicial			Reported for regular dept. action	Sent up trials/chargesheeted
(1)	(2)	(3)	(4)	(5)	(6)	(7)	(8)

B. STATEMENT OF POLICE PERSONNEL INVOLVED/ACTION TAKEN

Number of Police Personnel sent up for trial during the year	Number of Police Personnel in whose cases withdrawn or otherwise disposed of	No. of Police personnel in whose cases trial was completed	Number of Police Personnel	
			Convicted	Acquitted
(9)	(10)	(11)	(12)	(13)

C. DEPARTMENTAL ACTION/PUNISHMENT

Number of Police Personnel against whom disciplinary action initiated	Number of Police Personnel in whose cases withdrawn or otherwise disposed of	Number of Police personnel in whose cases trial was completed	Number of Police Personnel		
			Dismissal/Removal from Service	Major Punishment awarded	Minor punishment awarded
(14)	(15)	(16)	(17)	(18)	(19)

Col.11=Col. 12+13

1. Nature and total number of complaints received by the Police

- 1.1 Oral Complaints
- 1.2 Written Complaints
- 1.3 Distress call over phone/No. 100 etc.
- 1.4 Complaints initiated sue-motto by Police
- 1.5 Total Complaints (Sum of Sl.No. 1.1 to 1.4)
- 1.6 Total complaints as recorded in G.D.
- 1.7 Number of cases registered IPC SLL

Note: 1.7 should tally with total cases registered under IPC & SLL in Proforma-I, Part I & II


2. Trial of Violent Crimes by Courts:

Sl.No.	Crime Heads	Disposal of Cases		
		By Confession	By trial	Total
(1)	(2)	(3)	(4)	(5)
2.1	Murder			
2.2	Attempt to Commit Murder			
2.3	C.H. not Amounting to Murder			
2.4	Rape			
2.5	Kidnapping & Abduction			
2.5.1	Women & Girls			
2.5.2	Others			
2.6	Dacoity			
2.7	Preparation & Assembly for Dacoity			
2.8	Robbery			
2.9	Riots			
2.10	Arson			
2.11	Dowry Deaths			
2.12	Total (From 2.1 to 2.11 excluding 2.5.1 to 2.5.2)			

i) Item 2.5 =sum of item 2.5.1 and 2.5.2 .

ii) Each crimehead under column 5 should tally with column 17 (proforma-I part-I) cases in which trials completed

iii) column 5 = sum of column 3 and 4 for each crime head.



Revision

3. Details of Courts and periods of trials (For IPC Crimes only)

Sl. No.	Type of courts	Total No. of cases in which trials were completed						
		Duration of trials						
		Less than 6 months	6-12 months	1-3 years	3-5 years	5-10 years	Over 10 years	Total
(1)	(2)	(3)	(4)	(5)	(6)	(7)	(8)	(9)
1.	District/Session Judge							
2.	Additional Session Judge							
3.	Chief Judicial Magistrate							
4.	Judicial Magistrate (I)							
5.	Judicial Magistrate (II)							
6.	Special Judicial Magistrate							
7.	Other courts (if any)							
8.	Sum of Total 1 to 7							

- Note: 1. Sum (horizontal total) of cols. 3 to 8 for each type of court should be equal to column 9 (total)
 2. Item 8 col. 9 Should tally with Col. 17 (cases in which trials were completed) of item 23 of Proforma-I(Part-I)
 3. Vertical totals of each column 3 to 9 for each type of courts (1 to 7) should be equal to item 8 (total)

4. Auto Thefts and Serious Frauds

4.1 Auto Theft (Details of vehicle stolen & recovered)

Sl. No.	Nature of Property	No. of vehicles		
		Stolen	Recovered	Coordinated/Traced
(1)	(2)	(3)	(4)	(5)
4.1.1	Motor Cycles/ Scooters			
4.1.2	Motor Car/Taxi/Jeep			
4.1.3	Buses			
4.1.4	Goods carrying vehicles (Trucks/Tempo etc)			
4.1.5	Other Motor vehicles			
4.1.6	Total			

- i) Sum of Item 4.1.1 to 4.1.5 = 4.1.6 for each column.
 iii) figures under column 3/4 against item 4.1.6 should be \geq figures of Sl. No. 4 under column 3/4 of proforma-VIII.
 iv) figures under column 3/4 against item 4.1.1 should be \geq figures of Sl. No. 4 (i) under column 3/4 of proforma-VIII.
 v) figures under column 3/4 against item 4.1.2 should be \geq figures of Sl. No. 4(ii) under column 3/4 of proforma-VIII.

Addition

Revision

4.2.1 Serious Fraud

Sl. No.	Crime head	Number of cases in which the loss of property was to the tune of Rs.				
		1-10 crores	10-25 crores	25-50 crores	50-100 crores	Above 100 crores
(1)	(2)	(3)	(4)	(5)	(6)	(7)
4.2.1	Criminal Breach of Trust					
4.2.2	Cheating					

Note: Horizontal Total of item 4.2.1 and 4.2.2 under Col. (3) to (7) should be less than or equal to Col. 4 of item Nos. 12 & 13 of Proforma-I (Part-I) respectively. Figures of CBT and Cheating under this proforma contributing high percentage of total CBT and Cheating cases shown under proforma-I (Part-I) col.4 should be justified.

5. Victims of Murder, Culpable Homicide not amounting to Murder

5.1 Murder Victims

Sl. No.	Sex	Age group						Total
		Upto 10 years	10-15 years	15-18 years	18-30 years	30-50 years	Above 50 years	
(1)	(2)	(3)	(4)	(5)	(6)	(7)	(8)	(9)
5.1.1	Male							
5.1.2	Female							
5.1.3	Total							

Note: i) Col. 9 of item 5.1.3 \geq Col. 4 of item 1 of Proforma-I (Part-I)
 ii) Sum of male and female (item 5.1.1 and 5.1.2)for each column should be equal to item 5.1.3.
 iii) Horizontal totals (column 3 to 8) for each item (5.1.1 to 5.1.3) should be equal to column 9.

5.2 Victims of C.H. not amounting to Murder

Sl. No.	Sex	Age groups						Total
		Upto 10 years	10-15 years	15-18 years	18-30 years	30-50 years	Above 50 years	
(1)	(2)	(3)	(4)	(5)	(6)	(7)	(8)	(9)
5.2.1	Male							
5.2.2	Female							
5.2.3	Total							

Note: i) Col. 9 of item 5.2.3 \geq Col. 4 of item 3 of Proforma-I(Part-I)
 ii) Sum of male and female (item 5.2.1 and 5.2.2)for each column should be equal to item 5.2.3.
 iii) Horizontal totals (column 3 to 8) for each item (5.2.1 to 5.2.3) should be equal to column 9.



5.3 Use of Fire Arms in Murder Cases

5.3.1 Murder by fire arms (No. of victims) _____

5.3.2 Murder by Licensed arms (No. of victims) _____

5.3.3 Murder by Un-licensed/improvised/crude/
country made arms etc. (No. of victims) _____

Note: (i) Sum of Item 5.3.2 + 5.3.3 = Item 5.3.1
(ii) Item 5.3.1 ≤ Col. 9 of Item 5.1.3

6. Human Right Violation by Police

Sl. No.	Incidents of	No. of cases registered	No. of Police Personnel	
			Charge-sheeted	Convicted
(1)	(2)	(3)	(4)	(5)
6.1	Disappearance of Persons			
6.2	Illegal detention/arrests			
6.3	Fake encounter killings			
6.4	Violation against Terrorists/Extremists			
6.5	Extortion			
6.6	Torture			
6.7	False implication			
6.8	Failure in taking action			
6.9	Indignity to Women			
6.10	Atrocities on SC/ST			
6.11	Others			
6.12	Total (6.1 to 6.11)			

Vertical total under each column for items 6.1 to 6.11 should tally with item 6.12.

7. Salary & allowances of Police Personnel

Sl. No.	Rank	Scale of Pay	Spl.pay	Travelling allowances	Dearness Allowances	Addl.DA	CCA	HRA	KMA/UA	Medical Allowances	Children Education Allowances	Other Allowances
(1)	(2)	(3)	(4)	(5)	(6)	(7)	(8)	(9)	(10)	(11)	(12)	(13)
1	Supdt. Of police											
2	Add. S.P.											
3	Dy. Supdt. Of Police											
4	Inspector											
5	Sub-Inspector											
6	Asstt.Sub-Inspector											
7	Head Constables											
8	Constables											

Only one months common salary and allowances to be given in actual Rupees and not in terms of percentage for each of the rank specified under column 2 are required to be furnished.

7.2 Information on Police Housing

Sl. No.	Rank	Sanctioned Strength	Number of Family type accommodation	
			Built-in house provided by the Department	Houses provided on lease, rent/ General pool by Govt/Dept.
(1)	(2)	(3)	(4)	(5)
7.2.1	For Officers (Dy.SP & above)			
7.2.2	Upper Subordinates (A.S.I. to Inspectors)			
7.2.3	Lower Subordinates (Constables, Head Constables & Class-IV Subordinate Staff)			

- (i) Figures against Item 7.2.1 under Col. 3 should tally with the horizontal total of figure under col. 3 to 7 against item c.9 of Proforma-IX
- (ii) Figure against Item 7.2.2 under Col. 3 should tally with the horizontal total of figure under col. 8 +9 + 10 against Item C.9 of Proforma-IX
- (iii) Figure against Item 7.2.3 under Col. 3 should tally with the horizontal total of figure under col. 11 + 12 + 13 against Item C.9 of Proforma-IX
- (iv) Any variation in figures furnished under column 4 and 5 over previous year figures should be clarified.

8. Home Guards and auxiliary force:

8.1 No. of Officers

8.1.1 Sanctioned Strength

8.1.2 Actual Strength

8.2 No. of Upper Subordinates

8.2.1 Sanctioned Strength

8.2.2 Actual Strength

8.3 No. of Lower Subordinates & Supporting Staff

8.3.1 Sanctioned Strength

8.3.2 Actual Strength

Any variation in figures furnished under all categories over previous year figures should be clarified.

9. Number of Unidentified dead bodies Recovered & inquest conducted

10. Victims of Kidnapping & Abduction (purpose wise details)

Sl. No.	Purpose	Total No. of cases reported	Sex-wise/Age group-wise														Grand Total	
			Upto 10 years		10-15 years		15-18 years		18-30 years		30- 50 years		Above 50 years		Total			
			M	F	M	F	M	F	M	F	M	F	M	F	M	F		
(1)	(2)	(3)	(4)	(5)	(6)	(7)	(8)	(9)	(10)	(11)	(12)	(13)	(14)	(15)	(16)	(17)	(18)	
10.1	For Adoption																	
10.2	For Begging																	
10.3	For camel racing																	
10.4	For illicit intercourse																	
10.5	For marriage																	
10.6	For Prostitution																	
10.7	For Ransom																	
10.8	For Revenge																	
10.9	For Sale																	
10.10	For selling body parts																	
10.11	For Slavery																	
10.12	For unlawful activity																	
10.13	Others (please specify)																	
10.14	Total																	

- Note:
- i) Col. 3 of item 10.14 should tally with Col. 4 of item 5 of Proforma-I(Part-I).
 - ii) Vertical total of each column 3 to 18 for items 1 to 13 should tally with item 14 (total).
 - iii) Sum of all male victims (Col.4+6+8+10+12+14) for each purpose should be equal to column 16.
 - iv) Sum of all female victims (Col.5+7+9+11+13+15) for each purpose should be equal to column 17.
 - vi) Sum of male + female (Col. 16+17) for each purpose should be equal to column 18.

11. CUSTODIAL DEATHS *

11.1 Deaths in Police Custody/Lock up(of persons remanded to police custody by court)

- 11.1.1 No. of Deaths reported
- 11.1.2 No. of Autopsy conducted
- 11.1.3 No. of Magisterial enquiry ordered/conducted
- 11.1.4 No. of Judicial enquiry ordered/conducted
- 11.1.5 No. of Cases registered in connection with deaths
- 11.1.6 No. of Policemen Charge-sheeted
- 11.1.7 No. of Policemen Convicted

11.2 Deaths in Police Custody/Lock up(of persons not remanded to police custody by court)

- 11.2.1 No. of Deaths reported
- 11.2.2 No. of Autopsy conducted
- 11.2.3 No. of Magisterial enquiry ordered/conducted
- 11.2.4 No. of Judicial enquiry ordered/conducted
- 11.2.5 No. of Cases registered in connection with deaths
- 11.2.6 No. of Policemen charge-sheeted
- 11.2.7 No. of Policemen Convicted

11.3 Deaths in Police custody during production/process in courts/journey connected with investigation**

- 11.3.1 No. of Deaths reported
- 11.3.2 No. of Autopsy conducted
- 11.3.3 No. of Magisterial enquiry ordered/conducted
- 11.3.4 No. of Judicial enquiry ordered/conducted
- 11.3.5 No. of Cases registered in connection with deaths
- 11.3.6 No. of Policemen charge-sheeted
- 11.3.7 No. of Policemen Convicted

11.4 No. of Deaths in Police custody during Hospitalisation /Treatment**

11.5 No. of Death in Police Custody due to**

- 11.5.1 Accidents
- 11.5.2 By Mob Attack/Riots
- 11.5.3 By other Criminals
- 11.5.4 By Suicide
- 11.5.5 While Escaping from Custody
- 11.5.6 Illness/Natural Death

Addition

* Refers to those cases where the deceased was remanded to custody by court, or entrusted to police custody by others or taken for questioning or taken after arrest for the purpose of investigating the crime or to inquire into the alleged commission of a cognizable crime or a complaint (as a witness or an accused).

** This information could be part of Para 11.1 & 11.2.

12. ESCAPES FROM POLICE CUSTODY

12.1.No.of Cases registered : _____
(sections 224, 225B)

12.2. No.of persons escaped in above cases : _____

12.3. Details of persons escaped

(i) Escape from lockup : _____

(ii) Escape outside the lockup* : _____

Total (i)+(ii) : _____

12.4. No. of escapees re-arrested

(i) Escapee from Lock up : _____

(ii) Escapees Others : _____

12.5.(a) No. of cases in which final report submitted: : _____

(b) No. of persons charge sheeted for offence of escape : _____

12.6. Disposal by courts

CASES INVOLVED	NO. OF PERSONS
-----------------------	-----------------------

(i) Trials completed : _____

(ii) No. convicted : _____

(iii) No. acquitted : _____

(iv) No. pending for trial : _____


item 12.6(i) = sum of item 12.6(ii) and 12.6(iii) for cases and persons both

12.7. No. of persons awarded imprisonment on charges of escape

(a) upto 3 years : _____

(b) more than 3 years : _____

Note : * (Journey To and From Court; Travel from place of arrest to PS, taking out of lockup for treatment; escape from hospital etc.)
Sum of 12.3(i) + 12.3(ii) = 12.2



TO BE FURNISHED BY STATE VIGILANCE/ ANTI CORRUPTION DEPTTS.)

PROFORMA-XVII

Name of Organisation _____

ANNUAL STATEMENT OF COGNIZABLE CRIME CASES REGISTERED UNDER THE PREVENTION OF CORRUPTION ACT AND RELATED SECTIONS OF IPC DURING THE YEAR _____

1.	No. of cases pending investigation from previous year	
2.	No. of cases registered during the year	
3.	Total No. of cases for investigation during the year	
4.	No. of cases investigated during the year	
5.	No. of cases not investigated/or in which investigation was dropped due to any reason during the year	
6.	No. of cases transferred to local police during the year	
7.	No. of cases declared false, mistake of fact or of law or non-cognizable or civil in nature	
8.	No. of cases in which charge sheets were laid during the year	
9.	No. of cases pending departmental sanction for prosecution during the year	
10.	No. of cases sent up for trial and also reported for departmental action during the year	
11.	No. of cases reported for regular departmental action during the year	
12.	No. of cases reported for suitable action during the year	
13.	No. of cases in which charge sheets were not laid but final report submitted during the year	
14.	No. of cases pending investigation at the end of the year	
15.	No. of cases resulted in recoveries or seizures during the year	
16.	Value of property recovered/seized during the year (in Rs.)	
17.	Percentage of cases charge-sheeted to total cases investigated	
18.	No. of cases pending trial from the previous year	
19.	No. of cases sent up for trial during the year	
20.	Total No. of cases for trial during the year	
21.	No. of cases withdrawn or other-wise disposed off on account of death of the accused during the year	
22.	No. of cases in which trials were completed during the year	
23.	No. of cases convicted during the year	
24.	No. of cases acquitted or discharged during the year	
25.	No. of cases pending trial at the end of the year	
26.	Percentage of cases convicted to cases in which trials were completed during the year	
27.	Total amount of fine imposed during the year (in Rs.)	

1. ITEM-1 = ITEM-14 (OF PREVIOUS YEAR)
2. ITEM-3 = ITEMS (1 + 2)
3. ITEM-4 < OR = ITEM-3
4. ITEMS-17 & 26 MAY BE LEFT BLANK. THESE WILL BE COMPUTED AT NCRB
5. ITEM-18 = ITEM-25 (OF PREVIOUS YEAR)
6. ITEM-19 = ITEM-8
7. ITEM-20 = ITEMS (18 + 19) = ITEMS (21 + 22 + 25)
8. ITEM-22 = ITEMS (23 + 24)

Revision

TO BE FURNISHED BY STATE VIGILANCE/ ANTI CORRUPTION DEPTTS.)

PROFORMA-XVIII

Name of Organisation _____

ANNUAL STATEMENT OF PERSONS ARRESTED IN COGNIZABLE CRIME CASES UNDER THE PREVENTION OF CORRUPTION ACT AND RELATED SECTIONS OF IPC DURING THE YEAR _____

1.	No. of persons in custody or on bail during the stage of investigation at the beginning of the year	
2.	No. of persons arrested during the year	
3.	No. of persons released or freed by Police or Magistrate before trial for want of evidence or any other reason during the year	
4.	No. of persons in custody or on bail during the stage of investigation at the end of the year	
5.	No. of persons in whose cases charge-sheets were laid during the year	
6.	No. of persons under trial at the beginning of the year	
7.	Total No. of persons under trial during the year	
8.	No. of persons whose cases were withdrawn or otherwise disposed off during the year	
9.	No. of persons in custody or on bail during the stage of trial at the end of the year	
10.	No. of persons in whose cases trials were completed during the year	
11.	No. of persons convicted during the year	
12.	No. of persons acquitted during the year	
13.	Percentage of persons convicted to total persons in whose cases trials were completed during the year	
14.	No. of persons involved in the cases reported for Regular Departmental Action during the year	
15.	No. of persons involved in the cases reported for suitable action during the year	
16.	No. of persons punished departmentally during the year: (i) No. of persons dismissed from Service during the year (ii) No. of persons removed from service during the year (iii) No. of persons awarded other major punishments during the year (iv) No. of persons awarded minor punishments during the year	
17.	No. of Gazetted officers and other public servants of equivalent status working in Govt. Departments and public undertakings involved during the year i) No. of Group 'A' Officers out of above ii) No. of Group 'B' Officers out of above	
18.	No. of Non-Gazetted Officers and other public servants of equivalent status working in Govt. Departments and public undertakings involved during the year	
19.	No. of private persons involved during the year	

1. ITEM-1 = ITEM-4 (OF PREVIOUS YEAR)

2. ITEMS (1 + 2) = ITEMS (3 + 4 + 5)

3. ITEMS (5 + 6) = ITEM-7

4. ITEM-6 = ITEM-9 (OF PREVIOUS YEAR)

5. ITEM-7 = ITEMS (8 + 9 + 10)

6. ITEM-10 = ITEMS (11 + 12)

7. ITEM-13 MAY BE LEFT BLANK. IT WILL BE COMPUTED AT NCRB.

Revision

BUDGET AND INFRASTRUCTURE

Name of State/UT _____

Year _____

1. BUDGET

1A. Police Budget (Financial Year _____) **Rs. (in Lakh)**

1.1	Establishment (Salary including Allowances)	
1.2	Travelling Allowance	
1.3	Office Expenses	
1.4	Investigation Charges	
1.5	Clothing & Accoutrements for personnel	
1.6	Petroleum Oil and Lubricants (P.O.L.)	
1.7	Maintenance expenses	
1.7.1	Building	
1.7.2	Motor Vehicle	
1.7.3	Wireless Equipment	
1.7.4	Others	
1.8	Prisoner's Charges	
1.9	Training	
1.10	Others	
2.	Total (Police budget)	
3.	Total budget of State Govt.	

1B. Modernisation

Rs. (in Lakh)

		Central Aided	State aided
1.1	Purchase of Motor Vehicles		
1.2	Purchase of Wireless equipments		
1.3	Purchase of computers		
1.4	Purchase of equipment for Forensic Science Lab/Finger Print Bureaux		
1.5	Others		
2.	Total Budget (Modernisation)		

2. Equipment and Transport support

		Total Number available
2.1	Motor Vehicles	
2.1.1	Motor Cycle	
2.1.2	Car	
2.1.3	Jeep	
2.1.4	One Toner	
2.1.5	Three Toner	
2.1.6	Others	
2.2	Wireless Equipment	
2.2.1	H.F./V.H.F.	
2.2.2	Walkie-Talkie	
2.2.3	Other Wireless equipments	

3. Arrest of Persons **Number**

3.1	Total Processes received	
3.1.1	Bail able Warrant	
3.1.2	Non-Bail able Warrant	
3.1.3	Summons	
3.1.4	Other processes	
3.2	Processes Served	
3.3	Processes Pending/Unserved	

4. Distribution of Police Stations by incidence of crime

	No. of reported crimes in the year	No. of Police Stations
4.1	0-60 cases	
4.2	61-100 cases	
4.3	101-200 cases	
4.4	201-300 cases	
4.5	301-400 cases	
4.6	401-500 cases	
4.7	501-1000 cases	
4.8	1001 and above	
	Total	

5. Distribution of Police Stations by strength of Personnel

	Sanctioned Strength	No. of Police Stations
5.1	10 and below	
5.2	11 – 20	
5.3	21 – 30	
5.4	31 – 40	
5.5	41 – 50	
5.6	51 and above	

6. Organisational Set up

6.1	No. of Zones		
6.2	No. of Ranges		
6.3	No. of Police Districts		
6.4	No. of Sub Divisions		
6.5	No. of Circles		
6.6	No. of Police Stations	Rural	
		Urban	
6.7	No. of Women Police Stations		

7. Representation of SCs/STs and Muslims in Police force (Actual)

7.1	No. of SC Police personnel	
7.2	No. of ST Police personnel	
7.3	No. of Muslims Police personnel	
7.4	Others	
7	Total Actual strength	

Checks for Proforma-XX

- i) item 1.7 = (sum of items 1.7.1 to 1.7.4)
- ii) Item 2 = (Sum of items 1.1 to 1.10 excluding items 1.7.1 to 1.7.4)
- iii) Item 2 (for Central Aided) = (Sum of Items 1.1 to 1.5)
- (iii a) Item 3 > Item 2
- iv) Item 2 (For state aided) = (sum of items 1.1 to 1.5)
- v) Item 2.1 = (Sum of items 2.1.1 2.1.6)
- vi) Item 2.2 = (Sum of items 2.2.1 to 2.2.3)
- vii) Item 3.1 = (Sum of Item 3.1.1 to 3.1.4)
- viii) Item 3.1 <= (Item 3.2 + 3.3)
- ix) Item 4 = (Sum of items 4.1 to 4.8)
- x) Item 5 = (sum of items 5.1 to 5.6)
- xi) Item 4 = Item 5
- xii) [Item 6.6 (rural) + 6.6 (urban)] = Item 4 = Item 5
- xiii) Item 7 = (sum of items 7.1 to 7.4)
- xiv) Item 7 = rankcode A3 under column 14 (Total Actual Police strength of Civil + Armed).

NATIONAL CRIME RECORDS BUREAU
Ministry of Home Affairs
ADDENDUM TO CRIME IN INDIA DATA

Proforma-XXII

Proforma for Cyber Crimes

State/UT/City_____

Year_____

A. Offences under IT Act, 2000

S.No.	Crime Head with Section of I.T. Act	No. of cases reported	No. of Persons arrested
(1)	(2)	(3)	(4)
1.	Tampering computer source department (Sec. 65)		
	Hacking Computer Systems i) Loss/damage to computer resource/utility (Sec. 66(1)) ii) Hacking (Sec. 66(2))		
2.	Obscene publication/transmission in electronic form Sec. 67		
3.	Failure i) Of compliance/orders of certifying Authority (Sec. 68) ii) To assist to decoy or the information in interception by Govt. Agency (Sec. 69)		
4.	Un-authorized access/attempt to access of protected Computer system (Sec. 70)		
5.	Obtaining Licence or Digital Signature by misrepresentation/suppression of fact (Sec. 71)		
6.	Publishing false digital Signature certificate (Sec. 73)		
7.	Fraud Digital/Signature (Sec. 74)		
8.	Breach of confidentiality/privacy (Sec. 72)		
	Total (A)		

B. Offences under IPC

S.No.	Crime Head	No. of cases reported	No. of Persons arrested
(1)	(2)	(3)	(4)
1.	Public Servant Offences by/Against (Sec. 167, 172, 173, 175)		
2.	False electronic evidence (Sec 193)		
3.	Destruction of electronic evidence (Sec. 204 Sec. 477)		
4.	Forgery (Sec. 463, 465, 466, 468, 469, 471, 474, 476, 477A)		
5.	Criminal Breach of Trust/Fraud (Sec. 405, 406, 408 & 409)		
6.	Counterfeiting i) Property/mark (Sec. 482, 183, 483, 484, 485) ii) Tampering (Sec. 489) Currency/Stamps (Sec. 489A to 489E)		
	Total (B)		

Details of Persons Arrested

Proforma-XXIIA

A.

Offences under IT Act, 2000

S.No.	Crime Head with Section of I.T. Act	Age-Group-wise break-up					
		Below 18 years	Between 18 and Below 30 years	Between 30 and 45 years	Between 45 – 60 years	Above 60 years	Total 3+4+5+6+7
(1)	(2)	(3)	(4)	(5)	(6)	(7)	(8)
1.	Tampering computer source department (Sec. 65)						
	Hacking Computer Systems i) Loss/damage to computer resource/utility (Sec. 66(1)) ii) Hacking (Sec. 66(2))						
2.	Obscene publication/transmission in electronic form Sec. 67						
3.	Failure i) Of compliance/orders of certifying Authority (Sec. 68) ii) To assist to decoy or the information in interception by Govt. Agency (Sec. 69)						
4.	Un-authorized access/attempt to access of protected Computer system (Sec. 70)						
5.	Obtaining Licence or Digital Signature by misrepresentation/suppression of fact (Sec. 71)						
6.	Publishing false digital Signature certificate (Sec. 73)						
7.	Fraud Digital/Signature (Sec. 74)						
8.	Breach of confidentiality/privacy (Sec. 72)						

B. Offences under IPC

S.No.	Crime Head IPC	Age-Group-wise break-up					
		Below 18 years	Between 18 and Below 30 years	Between 30 and 45 years	Between 45 – 60 years	Above 60 years	Total 3+4+5+6+7
(1)	(2)	(3)	(4)	(5)	(6)	(7)	(8)
1.	Public Servant Offences by/Against (Sec. 167, 172, 173, 175)						
2.	False electronic evidence (Sec 193)						
3.	Destruction of electronic evidence (Sec. 204 Sec. 477)						
4.	Forgery (Sec. 463, 465, 466, 468, 469, 471, 474, 476, 477A)						
5.	Criminal Breach of Trust/Fraud (Sec. 405, 406, 408 & 409)						
6.	Counterfeiting i) Property/mark (Sec. 482, 183, 483, 484, 485) ii) Tampering (Sec. 489) Currency/Stamps (Sec. 489A to 489E)						

Note: For each crime head (against A & B), Figures under Col. 4 of Proforma-XXII = figures under Col. 8 of corresponding crime head of Proforma-XXIIA

Proforma-XXIIB

Details of Motives and Suspects of Cyber Crimes

A. Total number of cases Reported under IT Act and under IPC _____
(Total (A) + Total (B) under Col. 3 of Proforma-XXII)

B. Break-up of Cyber Crimes by Motives/Suspect of Crime

S.No.	Motives	No. of cases
(1)	(2)	(3)
<u>MOTIVES</u>		
1.	Revenge/Settling scores	
2.	Greed/Money	
3.	Extortion	
4.	Cause Disrepute	
5.	Prank/Satisfaction of Gaining Control	
6.	Fraud/Illegal Gain	
7.	Eve teasing/Harassment	
8.	Others	
	Total	
<u>SUSPECTS</u>		
1.	Foreign National/Group	
2.	Disgruntled Employee/Employee	
3.	Cracker/Student/ Professional learners	
4.	Business Competitor	
5.	Neighbours/Friends & Relatives	
6.	Others	
	Total	

Note: **Total Figure against Item A = Total(Motives) under Col. 3 of B**
Total Figure against Item A = Total(Suspects) under Col. 6 of B

Addition